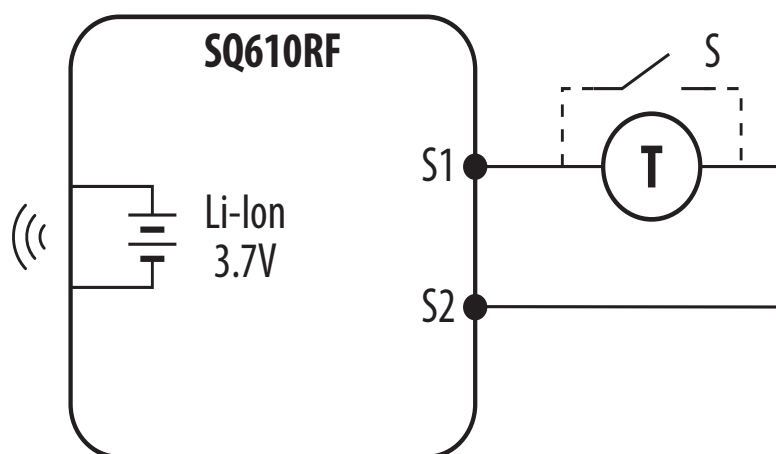






















# SQ610RF

## WIRING DIAGRAM



### LEGEND

	Battery powered		Wireless communication
	L, N 230V AC power supply		Pump
	Fuse		Valve actuator
	COM, NO, NC Voltage-free output		Temperature sensor
	S, S1, S2 Input terminals		3-speed 230V AC fan
	SL 230V AC voltage output		Light bulb or other load
	Contact normally open NO		Thermoelectric actuator
	Contact normally closed NC		Time programmer
	NC/COM/NO switch		External normally open contact
	Boiler - Boiler connection* - Boiler's contacts for ON/OFF thermostat (according to the boiler's instructions)		Transformer (voltage converter)